


Neo-Dyn® Series 101P Pressure Switch/External Adjustment



**Weather Proof
(NEMA 4 and 13)**

DESCRIPTION

Versatile Nega-Rate® Belleville disc spring pressure switch for a wide range of applications. Series 101P (diaphragm sensor) for pneumatic and low impulse hydraulics up to 3000 psig system pressure.

Operating Pressure Data

Adjustable Range Number	Adjustable Set Point Range		Deadband (approximate)	Maximum Recommended System Pressure	Proof Pressure
	Increasing	Decreasing			
1	5 to 75	2.3 to 72.3	2.7	600	1000
2	15 to 150	9 to 144	6	3000	5000
4	50 to 300	36 to 286	14	3000	5000
5	125 to 600	100 to 575	25	3000	5000
7	500 to 1500	440 to 1440	60	3000	5000
8	800 to 2800	675 to 2675	125	3000	5000

All values given in psig.

Standard Specifications

Electrical

Snap action electrical switch recognized by Underwriters' Laboratories, Inc. and CSA International

Electrical Connection

½ NPT female conduit connection with terminal block

Pressure Connection

Wetted Material 1

¼ NPT Female

Wetted Material 4

½ NPT Female

Temperature Range*

Ambient: -40°F to +180°F
(-40°C to +82°C)

Media: -40°F to +300°F
(-40°C to +149°C)

*Temperature limits change with O-Ring selection

Adjustment

External screwdriver slot adjustment and range scale

Shipping Weight

Approximately 3 pounds

Ordering Sequence — Select desired option for each category

OPTIONS

Wetted Material

- 1 Aluminum port, Teflon coated polyimide diaphragm and Buna-N O-Ring
- 4 316 stainless steel port, Teflon coated polyimide diaphragm and Buna-N O-Ring
- 7 Hastelloy C port and diaphragm, heliarc welded

Adjustable Range

- 1 2.3 psig dec. to 75 psig inc. (0.2 bar dec. to 5.2 bar inc.)
- 2 9 psig dec. to 150 psig inc. (0.6 bar dec. to 10.3 bar inc.)
- 4 36 psig dec. to 300 psig inc. (2.5 bar dec. to 20.7 bar inc.)
- 5 100 psig dec. to 600 psig inc. (6.9 bar dec. to 41.4 bar inc.)
- 7 440 psig dec. to 1500 psig inc. (30.3 bar dec. to 103.4 bar inc.)
- 8 675 psig dec. to 2800 psig inc. (46.5 bar dec. to 193.1 bar inc.)

Electrical Form

- C 15 amp at 125 or 250 VAC; ⅛ hp at 125 VAC; ¼ hp at 250 VAC; .5 amp resistive, .04 amp inductive at 125 VDC
- Z 15 amp at 125 or 250 VAC; ¼ hp at 125 VAC; ½ hp at 250 VAC; 1 amp resistive, .5 amp inductive at 125 VDC

Enclosure

- 3 Meets or exceeds the requirements of NEMA Type 3, 3R, 3S, 4, 4X and 13

Miscellaneous

- A Epoxy paint exterior — extra protection for severe environments
- B Viton O-Ring
- C EPR O-Ring
- E 7/16" - 20 SAE port (Wetted Material 1 only)
- K External adjustment knob
- L Neon indicator light — 115 VAC
- M Gold electrical contacts for extremely low current applications
- P 5-Pin Brad Harrison connector (Reduce AC electrical rating to 8 amps) — (Not for CC3 Electrical)
- S Stainless steel diaphragm (Wetted Material 4 only)
- X CSA Approved and CE Mark (Not available with L or P option) (Wetted Material 4 only; Not available with Range 1)

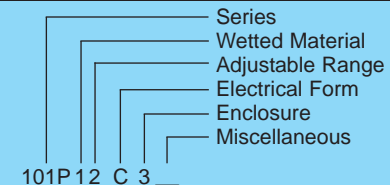
Special (Consult representative or factory)

- Non-catalog adjustable range and/or set point
- Operating temperature capability from -65°F to +400°F
- Wide deadband
- 10 amps 125 VDC electrical rating

Ordering Procedure

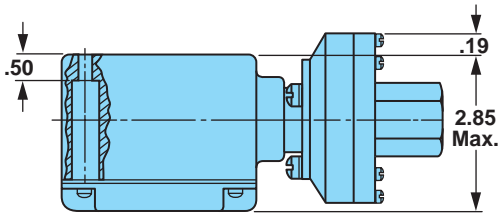
- When factory presetting is desired, stipulate set point, increasing or decreasing
- Insert available option number or letter designation as required

Example

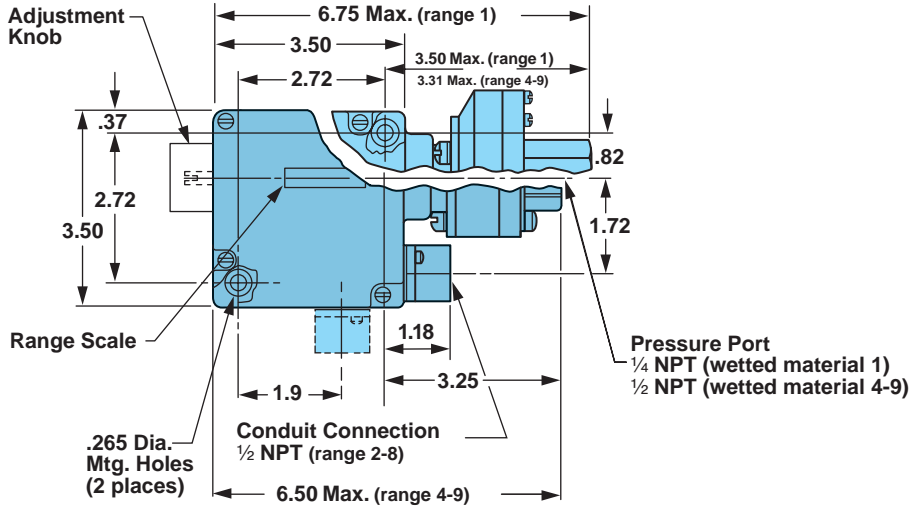
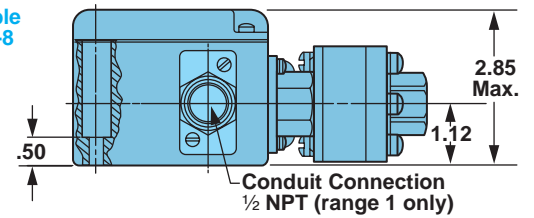


Envelope Dimensions

Adjustable
Range 1

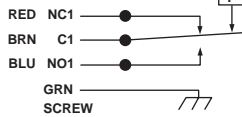


Adjustable
Range 2-8

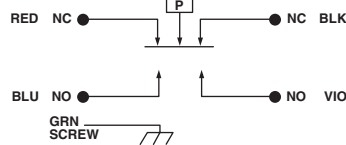


Electrical Form

FORM "C"
(SPDT)



FORM "Z"
(DOUBLE BREAK)



Basic Principles of Design

